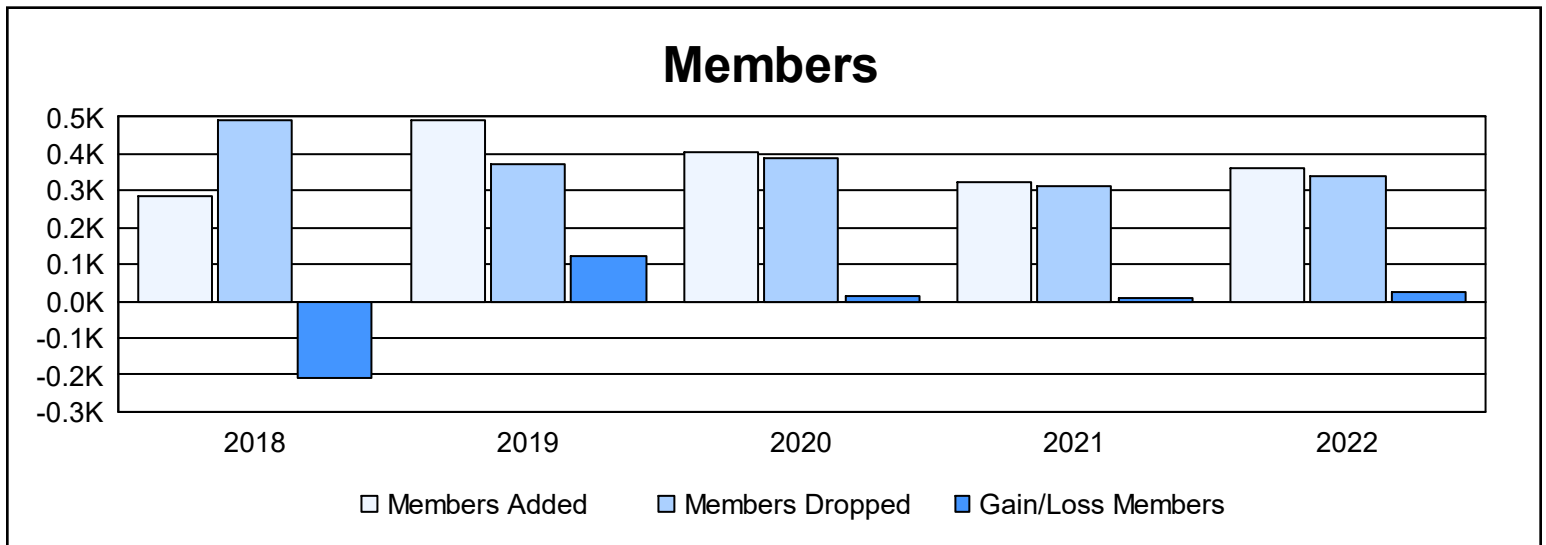
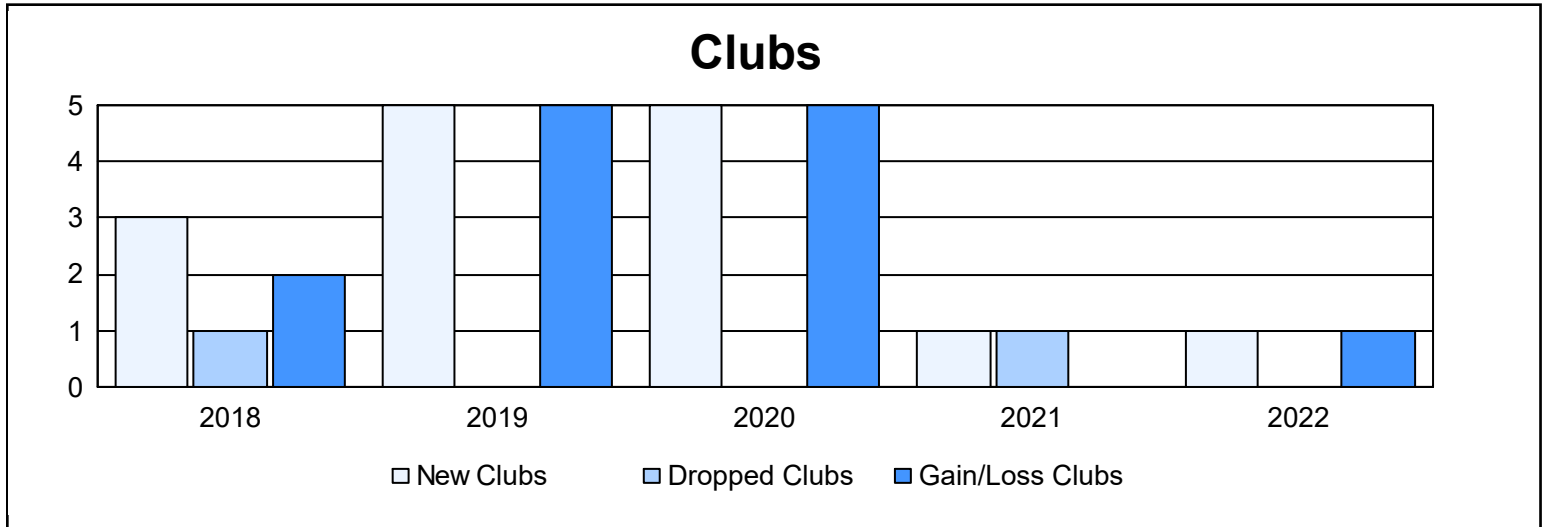
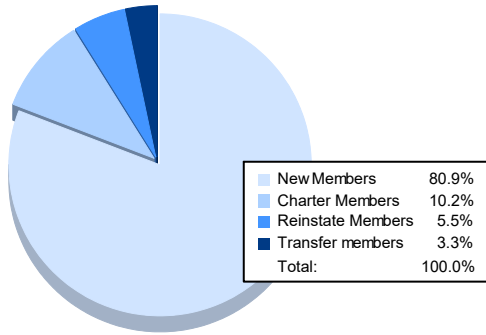


Year	New Clubs	Dropped Clubs	Gain/ Loss Clubs	New Members	Charter Members	Reinstate Members	Transfer Members	Total Member Added	Total Members Dropped	Gain/ Loss Members
2017-2018	3	1	2	180	74	9	22	285	493	-208
2018-2019	5	0	5	323	134	11	26	494	370	124
2019-2020	5	0	5	252	128	5	18	403	391	12
2020-2021	1	1	0	260	44	10	11	325	315	10
2021-2022	1	0	1	292	37	20	12	361	338	23
<b>Average</b>	<b>3</b>	<b>0</b>	<b>3</b>	<b>261</b>	<b>83</b>	<b>11</b>	<b>18</b>	<b>374</b>	<b>381</b>	<b>-8</b>



### Membership Composition June 2022 Cumulative



### Gender Composition June 2022 Cumulative

